



Courtyards of Aventura

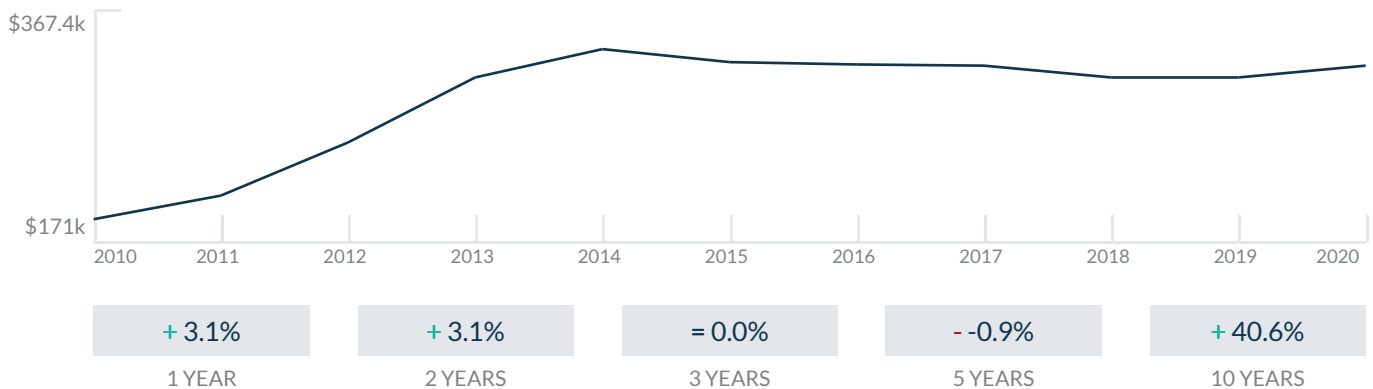
3751 NE 214th St
Aventura, FL 33180

Every month we compile this comprehensive market report focus on Courtyards of Aventura in this convenient and easy to read format. Our data comes from more than six different sources including MLS Associations, County Offices and Financial Institutions. Get this report for free every month on our website courtyardsofaventuracondosforsale.com.

Property Stats

POSTAL CODE 33180

The property stats graph represents the median price evolution since ten years in your postal code area.



Similar Properties

DAYS ON THE MARKET

Everyday 3 months we monitor how many days it takes for similar properties to be sold. This is also a good indicator to know when to buy or sale!



Mortgage Rates

PER YEAR

Understanding mortgage economics is important when you want to buy with a loan. Below is the historical yearly average mortgage rates in the Unites States retrieved from Freddie Mac©

30 YEARS FIXED 4.4%



15 YEARS FIXED 3.9%



5/1-YEAR ADJUSTABLE 3.9%



Schools

CLOSEST

Having good schools nearby is important if you have kids or plan to rent or sell your home. Ratings are retrieved from the leading independent and nonprofit GreatSchools©

ELEMENTARY SCHOOL	MIDDLE SCHOOL	HIGH SCHOOL
Aventura City Of Excellence School	Hollywood Academy of Arts and Science Middle School	Palmdale High School
10/10	10/10	3/10

Insights

IN COURTYARDS OF AVENTURA

Below the average listing prices of available unit per property type.

% to %

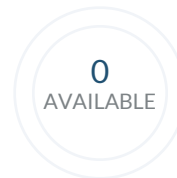
CAP RATE

Yearly net income when rent

0%

NEGOTIABILITY

What you can negotiate



Sale within the last month

Activity

SOLD OR RENTED

Below the latest transactions reported by the local MLS Association for Courtyards of Aventura



\$1,359,000



UNIT 76

SOLD | JUL 2020



\$1,450,000



UNIT 3737

SOLD | JUL 2020



\$6,300



UNIT 38

RENTED | SEP 2016



\$1,449,000



UNIT 28

SOLD | DEC 2014

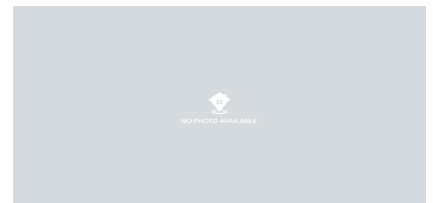


\$1,299,000



UNIT 20931

SOLD | MAR 2014



\$1,099,000



UNIT 12

SOLD | SEP 2016

Sold

LAST 20 PROPERTIES SOLD IN COURTYARDS OF AVENTURA

Unit	Price	Beds/Baths	\$/Sqft	Sqft	Buying Date	Days on Market
76	\$1,359,000	3/5	N/A	N/A	Jun 2019	12
3737	\$1,450,000	3/4	\$453.1	3,200	Jun 2019	66
28	\$1,449,000	5/3	\$452.8	3,200	Feb 2015	26
20931	\$1,299,000	3/2	\$449.3	2,891	Jun 2014	85
12	\$1,099,000	3/4	\$343.4	3,200	Apr 2013	68
24	\$1,450,000	5/6	\$402.8	3,600	Feb 2012	32
64	\$1,379,000	5/5	\$383.1	3,600	May 2011	253
23-2	\$1,275,000	3/4	\$398.4	3,200	May 2006	217

Rented

LAST 20 PROPERTIES RENTED IN COURTYARDS OF AVENTURA

Unit	Price	Beds/Baths	\$/Sqft	Sqft	Rented Date	Days on Market
38	\$6,300	4/3	\$2.0	3,200	Sep 2016	11
N/A	\$5,000	3/3	\$1.6	3,200	Sep 2010	91
N/A	\$3,200	3/2	\$1.7	1,840	Dec 2009	133